



Center for **Technology**
and **Behavioral Health**
Innovate · Evaluate · Disseminate

CARE Series

Collaborative to **A**dvance Mental Health Treatment & Substance Use **R**ecovery for **E**veryone



Attendance & Attendee Ratings to date

Year 1: Sept 2023-July 2024

Year 2: Sept 2024 -July 2025

[CARE Series Webpage](#)

Upcoming sessions & recordings viewable for CE

Learning Series Participants

Care teams treating Substance Use Disorders and other Mental Health concerns at:

- ❖ Blueprint-supported Clinics
 - Primary Care clinics
 - Specialty Outpatient Opioid Use Disorder Spokes
- ❖ Opioid Treatment Programs hubs (providing methadone)
- ❖ Department of Corrections Substance Use Disorder Providers

- ❖ Self-selected attendees from:
 - Designated Agencies
 - Hospital Emergency Departments
 - Peer Recovery Centers
 - Syringe Service Programs
 - Residential Substance Use Disorder Treatment Facilities

Sessions

Year One Virtual Sessions

Lethal Substances & Overdose Prevention
Managing Suicide Risk
Impulse Control-Conduct Disorders & SUD Care
Controlled Substance Prescription, Harm Reduction, & Diversion
Rapid Treatment Access for Alcohol Use Disorder
Treating Alcohol Use Disorder across Clinical Settings
Pain Management and Substance Use Disorders
Community-based SUD & MH Services Post-Incarceration
ADHD & Substance Use Disorder Care
Culturally & Linguistically Appropriate MH & SUD Care
Psychopharmacology for SUD Care Teams

Year One In-Person Conference

Whole Person Care Conference: Enhancing SUD & Mental Health Treatment

Year Two Virtual Sessions

The Evolving Landscape of Medications for Opioid Use Disorder Treatment in Vermont: Local Challenges and Care System Utilization for MOUD
Optimizing MOUD: Interactive Case Discussions
Digital Therapeutics for Mental Health
The Role of Traditional, Complementary & Integrative Medicine in SUD Care
Culturally Responsive Substance Use Treatment
Patient Violence in Psychosocial Care Settings: Ethical Considerations
Wound Care, Xylazine and Drug Use
Pharmacology for SUD & Mental Health in Pregnancy & Postpartum
Substance Use Disorder Patients Affected by Sexual Violence and Coercion
Dental Options for Underserved Patients with SUDs
Team Treatment of Co-Occurring Anxiety & SUD

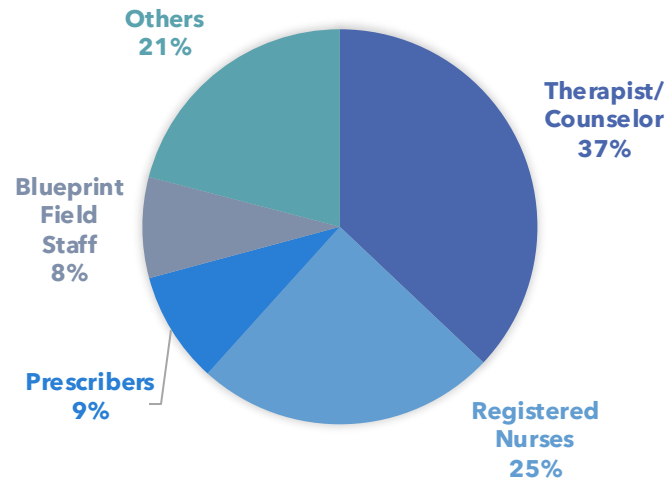
Total Attendance

Virtual Sessions	Average	Range
Year 1: 11 Sessions	72	44-92
Year 2: Sept-Jan Sessions	67	49-90

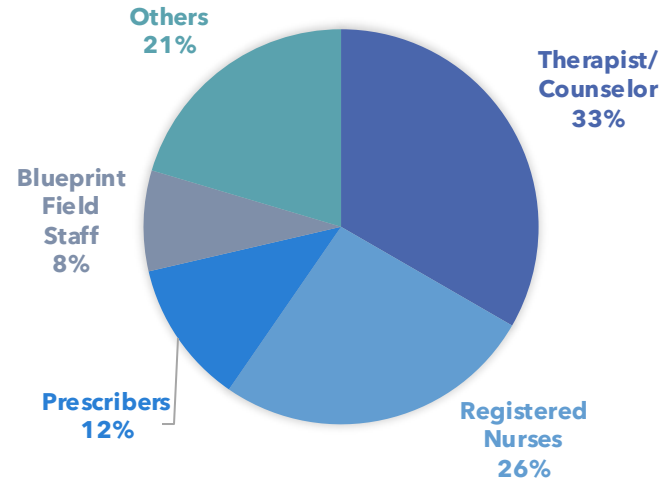
Conference Attendance
179

Attendance by Role Average session representation

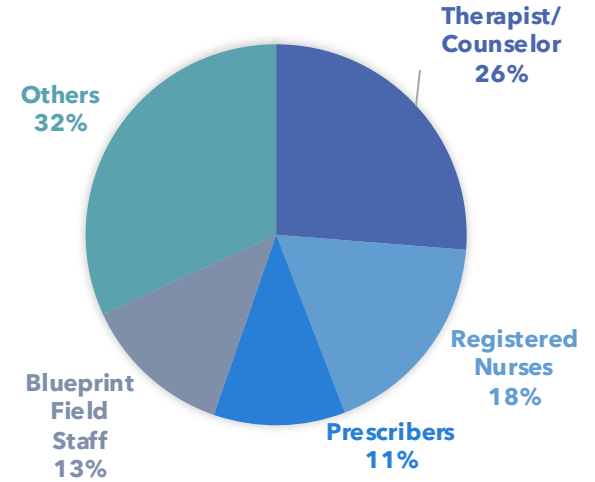
YEAR 1



SEPT-DEC 2024



CONFERENCE



Total Attendance

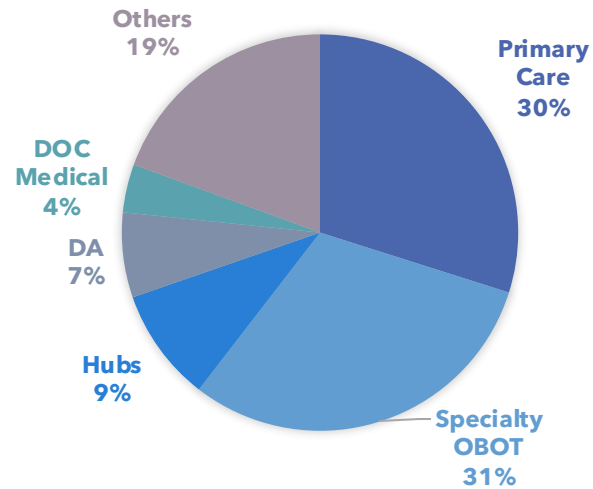
Virtual Sessions	Average	Range
Year 1: 11 Sessions	72	44-92
Year 2: Sept-Jan Sessions	67	49-90

Conference Attendance
179

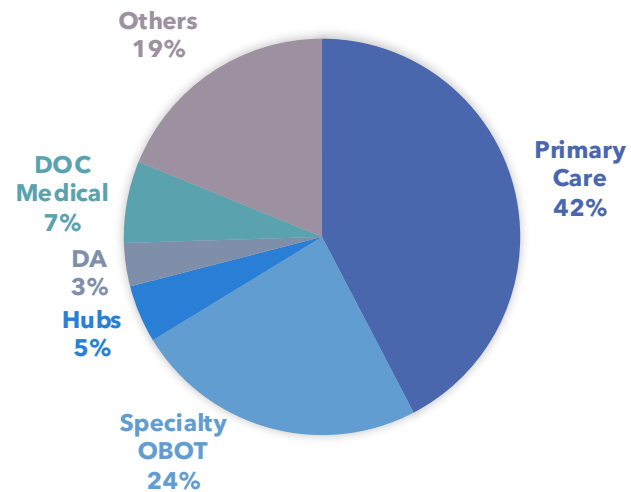
Attendance by Organization Type

Average session representation

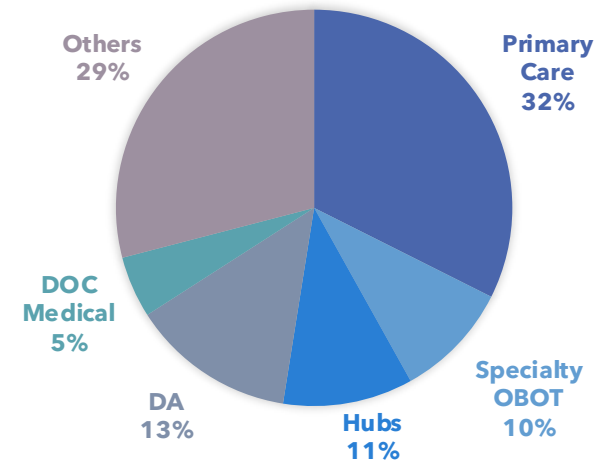
YEAR 1



SEPT-DEC 2024



CONFERENCE



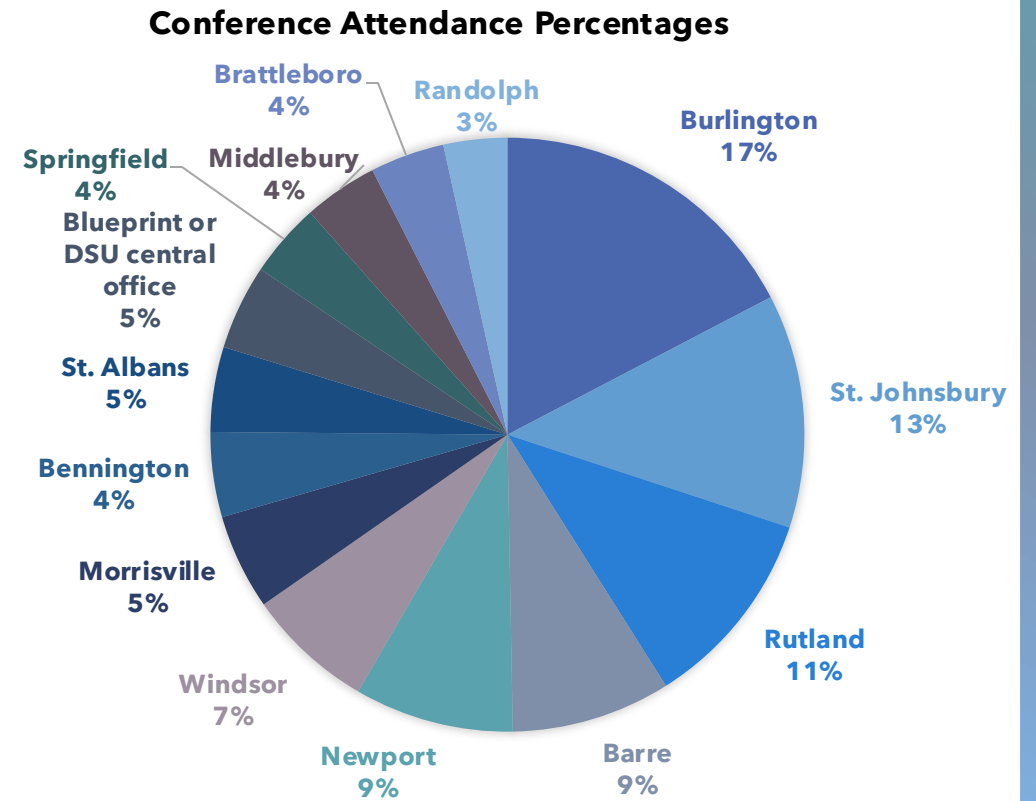
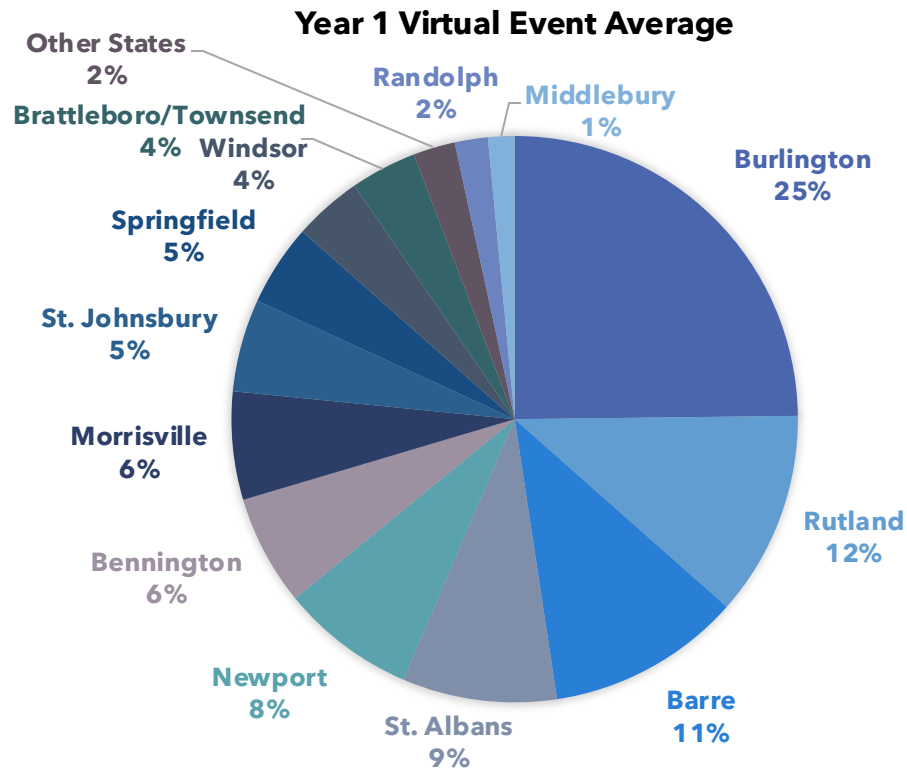
Total Attendance

Virtual Sessions	Attendance
Year 1: 11 Session Total	794*

** non-unique*

Conference Attendance
179

Attendance by HSA



Year 2 data not yet available

Responses to: "How relevant is the topic to your clinical work?"

	Very	Moderately	Very & Moderately
Year 1 Average	75%	18%	94%
Sept-Dec 2024	80%	16%	95%
Conference	Not asked		

Other response choices were: "Slightly," "Not At All," and "Not applicable."

Average survey response rate:	
Year 1 Average	47%
Sept-Dec 2024	46%
Conference	53%

Responses to: How well did the presenter(s) demonstrate understanding of the topic? *
How well did (presenter name) communicate knowledge on the topic? **

	Very	Moderately	Very & Moderately
Year 1 Average	90%	9%	99%
Sept-Dec 2024	92%	8%	100%
Conference	88%	12%	100%

Other response choices were: "Not very well," "Not well at all."

* Year 1

** Year 2

Average survey response rate:	
Year 1 Average	47%
Sept-Dec 2024	46%
Conference	53%

Responses to: “Was there enough time for questions?”

	Too Much Time	the Right Amount of Time	Not Enough Time
Year 1 Average	3%	75%	23%
Sept-Dec 2024	1%	84%	15%
Conference	Not asked		

Average survey response rate:	
Year 1 Average	47%
Sept-Dec 2024	46%
Conference	53%